

VAN METER SMITH RACING'S SR-1 "SNOSHOO"

SPECIFICATIONS:

SPAN	19' 11"
WING AREA	66 ft <sup>2</sup>
ASPECT RATIO	6.01
TAPER RATIO	.35
O.A. LENGTH	18' 4"
O.A. HEIGHT	49.0"
EMPTY WEIGHT	530.lbs
GROSS WEIGHT	760.lbs

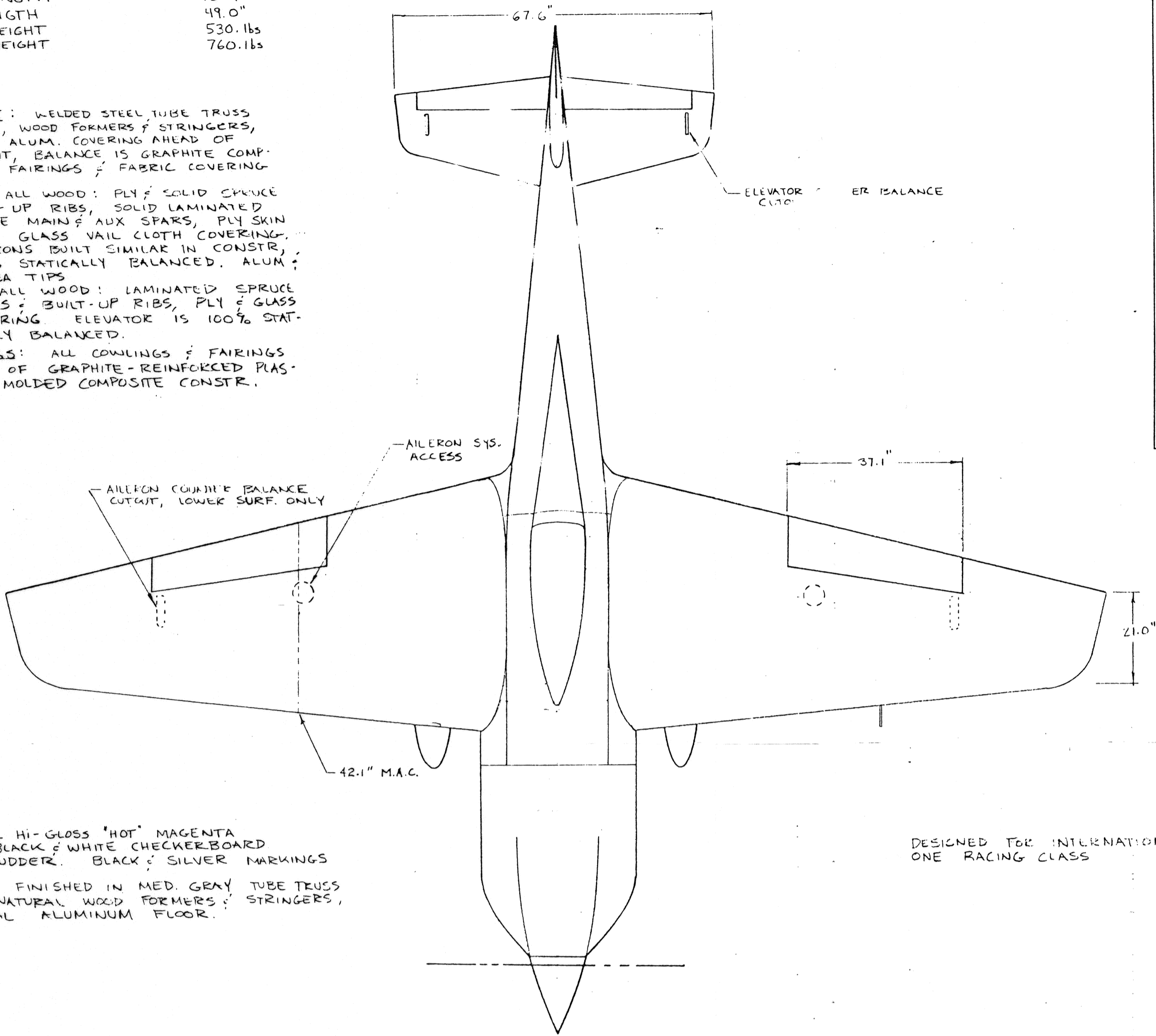
CONSTRUCTION:

**FUSELAGE:** WELDED STEEL TUBE TRUSS FRAME, WOOD FORMERS & STRINGERS, SHEET ALUM. COVERING AHEAD OF COCKPIT, BALANCE IS GRAPHITE COMPOSITE FAIRINGS & FABRIC COVERING

**WING:** ALL WOOD: PLY & SOLID SPRUCE BUILT-UP RIBS, SOLID LAMINATED SPRUCE MAIN & AUX SPARS, PLY SKIN WITH GLASS VAIL CLOTH COVERING, ALERONS BUILT SIMILAR IN CONSTR., 105% STATICALLY BALANCED. ALUM. Balsa TIPS

**TAIL:** ALL WOOD: LAMINATED SPRUCE SPARS & BUILT-UP RIBS, PLY & GLASS COVERING. ELEVATOR IS 100% STATICALLY BALANCED.

**COWLINGS:** ALL COWLINGS & FAIRINGS ARE OF GRAPHITE-REINFORCED PLASTIC MOLDED COMPOSITE CONSTR.

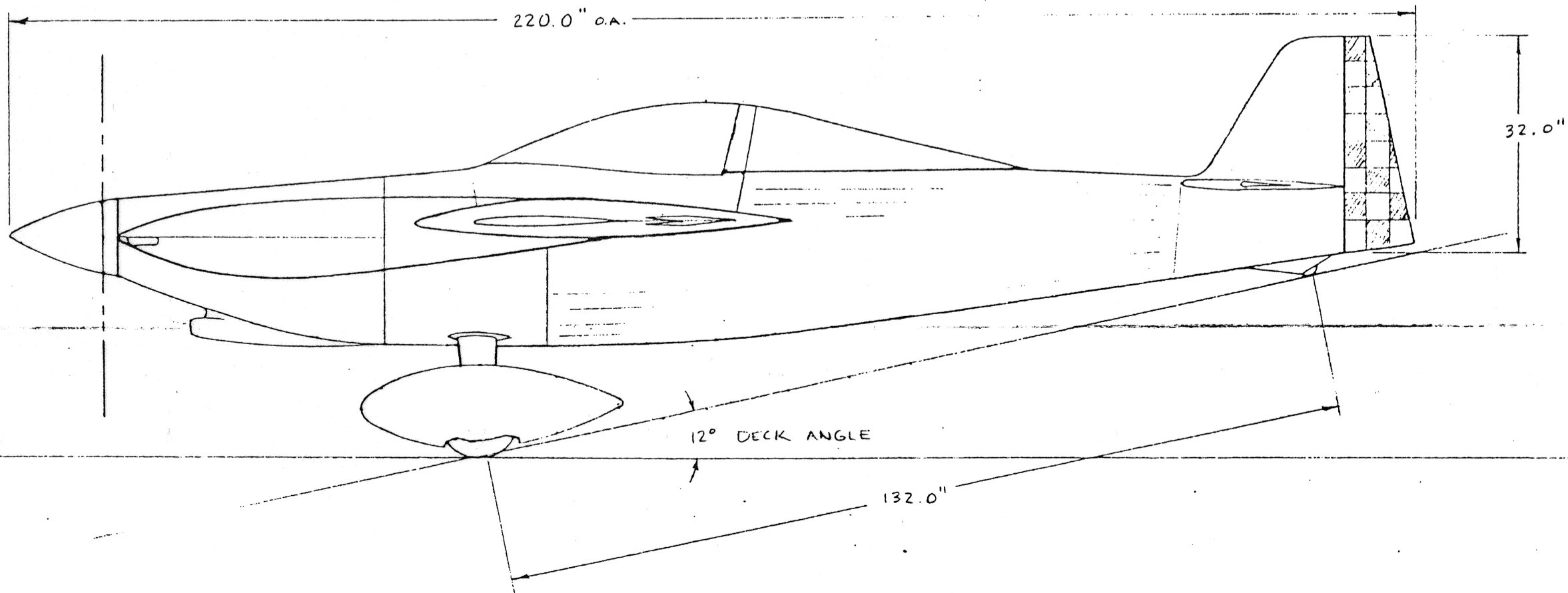
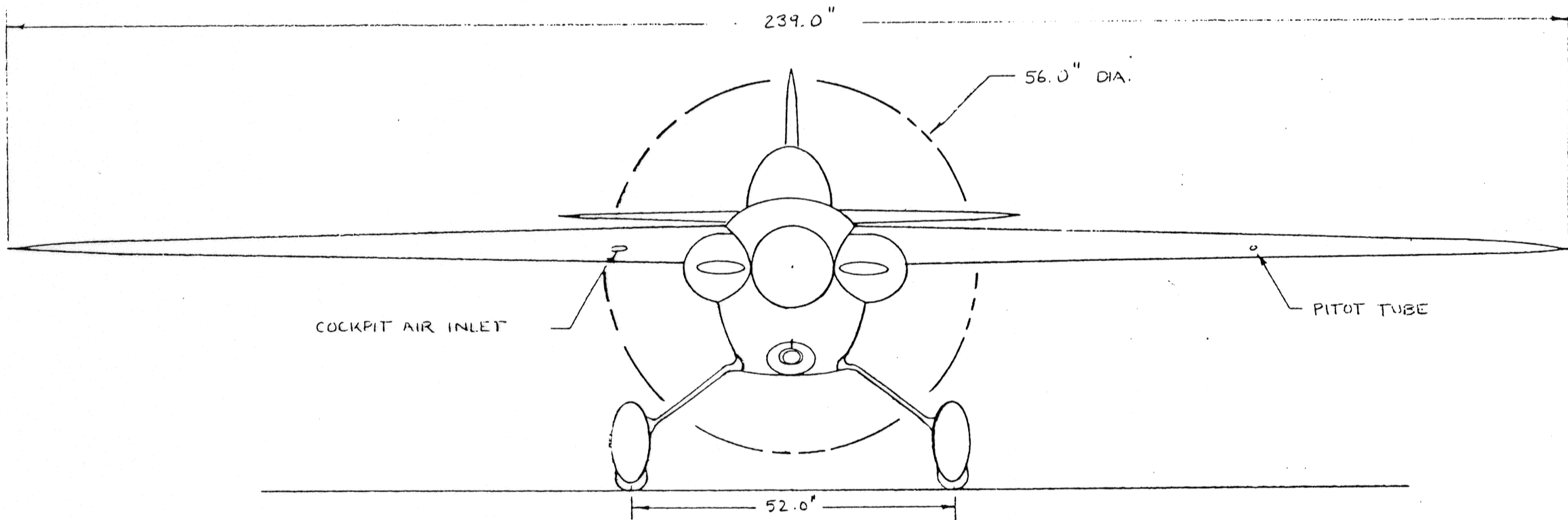


COLOR:

OVERALL HI-GLOSS 'HOT' MAGENTA WITH BLACK & WHITE CHECKERBOARD ON RUDDER. BLACK & SILVER MARKINGS

COCKPIT FINISHED IN MED. GRAY TUBE TRUSS WITH NATURAL WOOD FORMERS & STRINGERS, NATURAL ALUMINUM FLOOR.

DESIGNED FOR INTERNATIONAL FORMULA - ONE RACING CLASS



DRAWING SET SERIAL NO. \_\_\_\_\_  
 © 1993 BY VAN METER SMITH RACING

DRAWING DATE 7-15-93

REVISIONS 3-24-94

SCALE 1:20

SR-1 "SNOSHOO" 3-VIEW

SR-1  
SNOSHOO

DRAWING NO. 1